



CMRS-B REVERSE OSMOSIS

Complete Point Of Use Solution For Your Store

EVERPURE
CMRS600MD-B55
REVERSE OSMOSIS SYSTEM



Smart, Sustainable Water Solutions.

FOR LIFE.



ADJUSTABLE TDS



SMART DIGITAL
DISPLAY



MULTI-STAGE
FILTRATION



SMART DESIGN
SYSTEM



PENTAIR - SPECIALIZED IN WATER SOLUTION

At Pentair, we believe the health of our world depends on reliable access to clean water. We deliver a comprehensive range of smart, sustainable water solutions to homes, business and industry around the world. Our industry leading and proven portfolio of solutions enables people, business and industry to access clean, safe water. Whether it's improving, moving, or enjoying water, we help manage the world's most precious resource. Smart, Sustainable Water Solutions. For Life.

Pentair® Everpure® is water. Whether you need filtration, softening or reverse osmosis, we have a solution. Our entire existence revolves around providing the best, most consistent water anywhere. That's why so many foodservice operators depend on us to solve their water problems. Pentair Everpure has been a leading global provider of quality water solutions to the foodservice industry for more than 85 years.

About **9,500**
employees

About **3 billions USD**
annual income

Over **85 Years**
of experience

120 branches

25 countries

6 continents

PENTAIR EVERPURE SOLUTIONS OFFER:

Consistency. Remove or reduce unwanted minerals, particulates and chemicals so your water is sparkling clean, every time.

Confidence. Pentair Everpure products are proven effective. That's why you can find our products in foodservice operations around the world.

Solutions. Our Total Water Management Program can solve your water problems. We'll analyze your operation, provide recommendations, and install the right products so your water is problem-free. And we'll help you stay that way with our maintenance program.

Satisfaction. Everpure water is better all around, which mean you'll have a more cost-effecient and high performing operation, and your customers will have a superior overall experience.



ONE MACHINE TO SOLVE THE WATER PURIFICATION NEEDS OF THE WHOLE STORE

Good water makes good drinks



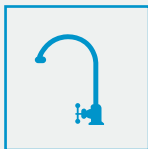
ESPRESSO MACHINE



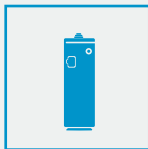
DRIP COFFEE MACHINE



ICE MAKER



DRINKING FAUCET



WATER DISPENSER




TEA MAKER



STEAM OVEN

ADJUSTABLE TDS, CUSTOMIZED BEVERAGES, PURE TASTE



01
Customize your beverage with great tasting water



02
Consistent chain store beverage quality



03
Protect equipment from scale



04
High flow multi-outlets to meet different water needs

WATER QUALITY CONDITIONS REQUIRED FOR HIGH-QUALITY COFFEE AND TEA

Coffee *			Tea **	
Parameter	Recommended value	Acceptable range	Recommended value	Acceptable range
TDS (Total Dissolved Solids)	125-175 ppm	75-225 ppm	50 ppm	30-200 ppm
Hardness	68 ppm	17-85 ppm	60 ppm	25-120 ppm
Total Alkalinity	40 ppm	<100 ppm	60 ppm	25-120 ppm
pH	7.0	6.8-7.4	7.0	6.0-7.5
Sodium	10 ppm	At or near 10 ppm	10 ppm	<60 ppm
Total Chlorine	0 ppm	<0.05 ppm	0 ppm	
Odor	Clean, refreshing, and odorless			
Colour	Clear			

* According to the Specialty Coffee Association of America (SCAA) report
** According to the market research report of Tea Time Magazine and Tea Association of the United States



TASTE CHALLENGES FACED BY COFFEE AND TEA CUSTOMERS

THE INFLUENCE OF INAPPROPRIATE TDS (TOTAL DISSOLVED SOLIDS) ON COFFEE, TEA AND OTHER BLENDED BEVERAGES

	TOTAL DISSOLVED SOLIDS	EXTRACTION DEGREE	EFFECTS ON DRINKS
COFFEE	Too low	Over extraction	Bitter taste, astringent
	Too high	Under extraction	Weak taste, poor colour
TEA	Too low	Over extraction	Pale colour
	Too high	Under extraction	Weak taste, lacks aroma

* TDS: Total Dissolved Solids the measurement unit is milligrams per liter (mg/L), which indicates how many milligrams of dissolved solids are dissolved in 1 liter of water.

SMART DIGITAL DISPLAY WITH REAL-TIME READING ALLOWS CONSTANT MONITORING OF WATER QUALITY

Smart Built-In Safety Features



HD LED DISPLAY



- Real-time display of TDS value
- Intelligent controller tracks lifespan of filter cartridges
- Flow rate display, tracks water usage throughout the day
- Leak detector activates error light, alarm and automatically stops water flow

TOUCH BUTTONS FOR EASY OPERATION WITH WET HANDS




- SELECT : view TDS value of inlet, RO and blended water
- PEAK : adaptive peak mode to meet the occasional high flow demand
- RESET : restarts the lifespan tracking of new cartridges
- FLUSH : flushing of new RO membrane and after short periods of non-use



MULTI-STAGE FILTRATION

	Filter Element	Features
STAGE 1	Everpure EV-FD05C4 Filter Cartridge (0.5 micron Fibredyne Carbon)	Removes particles, chlorine, organics, other impurities
STAGE 2	Phosphate (Scale Inhibitor)	Inhibits limescale buildup & prevent RO membrane from fouling
STAGE 3	Reverse Osmosis Membrane 600 Gallons per Day	Reduces TDS & remove harmful heavy metals *
STAGE 4	Everpure EV-FD05C4 Filter Cartridge (0.5 micron Fiberdyne Carbon)	Final stage of polishing to improve taste

*Heavy metal ions include arsenic, cadmium, chromium, lead, etc.



HIGH FLOW RO MEMBRANE

First Grade Water Efficiency

Meet the store's **all day** and peak business hours - water demand

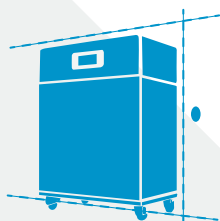
800 cups a day
Calculated based on a 16-ounce (437mL) drink

90 cups per hour during peak hours
Calculated based on a 16-ounce (437mL) drink

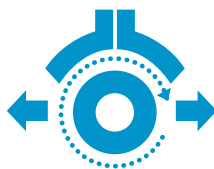
The peak water consumption of the ice machine is **constantly** supplied
Calculated based on a 600lbs ice maker

COMPACT UNDER THE CABINET DESIGN SAVES SPACE


Suitable for various types of food and beverage stores
Ideal solution for installation in complex spaces



Under-cabinet installation
Compact size
48 cm x 28 cm x 65 cm (L x W x H)



Easy to move
Bottom Wheel Design for Flexibility



Not wall mounted
Compact & Convenient For Kiosk/Booth

Pentair Everpure CMRS600MD-B55 Reverse Osmosis System - Product Specifications

Product Description	Blended Water Flow Rate	Blended Water Capacity	RO Water Flow Rate	RO Water Capacity	Inlet Water Pressure	Power Supply	Dimensions
Pentair Everpure CMRS600MD-B55	4 L/min	12 m ³	1.5 L/min	7 m ³	20 - 50 PSI	220V 50/60 Hz	48cm x 28cm x 65cm (Length x Width x Height)
20 Gallons Storage Tank*							38cm x 79cm (Diameter x Height)

Replacement Cartridge	QUANTITY/SET
Everpure EV-FD05C4 Filter Cartridge (0.5 micron Fibredyne Carbon)	2
Phosphate Scale Inhibitor	1
RO - Reverse Osmosis Membrane	1

* The main unit does not include a storage tank, which is purchased separately.



Pentair Offices in South East Asia

Singapore

390 Havelock Road
#04-01 King's Centre
Singapore 169662
Tel: +6567685900

Philippines

5th Floor MAIA Suites
1747 Nicanor Garcia Street corner
D.Oliman Street Makati City, Philippines
Tel: +632824 3825

Thailand

16th Floor, The Ninth TowersGrand RAMA 9,
Tower B 33/4 Rama 9 Road, Huaykwang
Bangkok 10310, Thailand
Tel: +6621681092

All Pentair trademarks and logos are owned by Pentair. All other brands or product names are trademarks or registered marks of their respective owners. Because we are continuously improving our products and services, Pentair reserves the right to change specifications without prior notice.

Pentair is an equal opportunity employer.

2021 Pentair. All Rights Reserved.